



Spare parts for:  
**Ice makers**



Suitable for:

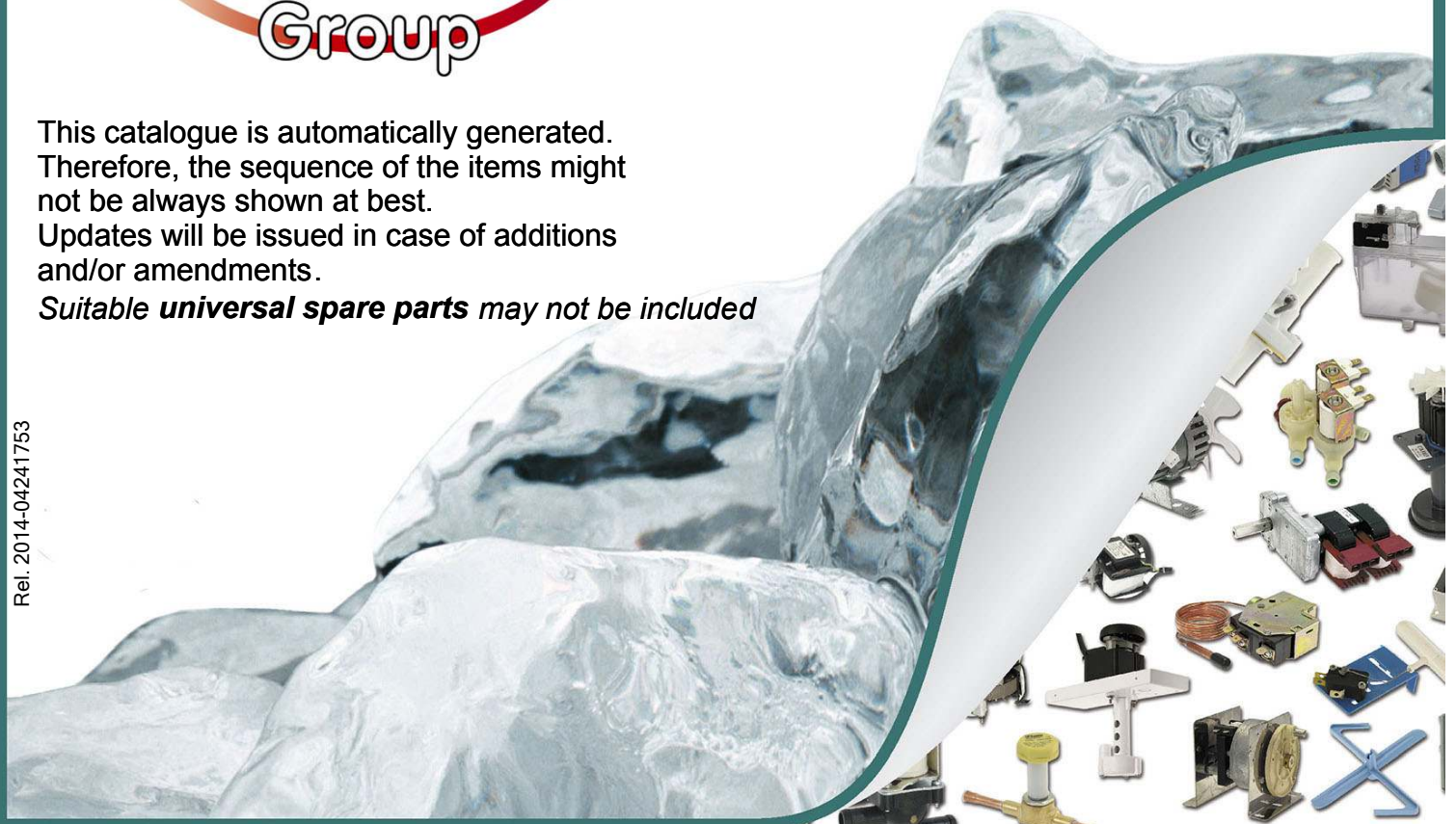
**ICEMATIC**



This catalogue is automatically generated.  
Therefore, the sequence of the items might  
not be always shown at best.  
Updates will be issued in case of additions  
and/or amendments.

*Suitable **universal spare parts** may not be included*

Rel. 2014-04241753





Suitable for:

# ICEMATIC

Suitable for:



## Baffles

**3095010 DOOR BAFFLE BUSHING**



ICEMATIC

**3095001 DOOR BAFFLE PLATE 345x205 mm**  
for Icemaker (ICEMATIC) N1 - N20



ICEMATIC 25250099

**3095003 DOOR BAFFLE PLATE 370x205 mm**  
for N30  
for Icemaker (ICEMATIC) N30



ICEMATIC 25260452

**3095002 DOOR BAFFLE PLATE 423x205 mm**  
for Icemaker (ICEMATIC) G25 - N2



ICEMATIC 25250106

**3095008 DOOR BAFFLE PLATE 565x490 mm**  
for Icemaker (SCOTSMAN) MV25 - MV32



ICEMATIC 81453072

ICEMATIC 81453131

**3095010 DOOR BAFFLE BUSHING**



ICEMATIC

**3095010 DOOR BAFFLE BUSHING**



ICEMATIC

**3095010 DOOR BAFFLE BUSHING**



ICEMATIC



Suitable for:

**3095007 DOOR BAFFLE 366x210 mm**  
for Icemaker (ICEMATIC) N30 - N50



ICEMATIC 25260472

ICEMATIC 25260473

Suitable for:

**3095010 DOOR BAFFLE BUSHING**



ICEMATIC

**3095005 DOOR BAFFLE 495x420 mm**  
for Icemaker (SCOTSMAN) MV18 - MV21



ICEMATIC 81453008

ICEMATIC 81453130

## Bearings

**3063081 BEARING LOWER WITH SUPPORT**  
for Icemaker (SCOTSMAN) MFE61 - MF41 - MF51 - MF61



ICEMATIC CF06052700  
ICEMATIC CF75400801

ICEMATIC CF060688000  
ICEMATIC 29015012

ICEMATIC CF65015900  
ICEMATIC 29070002

**3063082 BEARING UPPER T12/8**  
for Icemaker (SCOTSMAN) MFE61 - MF41 - MF51 - MF61



ICEMATIC CF65105800

ICEMATIC 29015011

**3063119 ICE CRUSHER COMPLETE WITH BEARING**  
for reduction gear and ice crusher  
external  $\varnothing$  51 mm  
internal  $\varnothing$  26 mm  
for Icemaker (SCOTSMAN) - Series AF - MF20 - MF22  
MF30



ICEMATIC CF06072000  
ICEMATIC 29015001

ICEMATIC CF67004100  
ICEMATIC 29060000

ICEMATIC CF75400102

**3063019 LOWER BEARING SR14RS**  
external  $\varnothing$  47.5 mm - internal  $\varnothing$  22 mm  
thickness 13 mm  
for Icemaker (SCOTSMAN) - Series AF - MF20 - MF22  
MF30



ICEMATIC CF67001101

ICEMATIC 29015004

**3063080 WATER GLAND**  
for Icemaker (SCOTSMAN) MFE61 - MF41 - MF51 - MF61



ICEMATIC CF65040200

ICEMATIC 29000007



Suitable for:

ICEMATIC



Suitable for:

## Bushes

**3324010 BUSHING 20 mm**  
external  $\varnothing$  10 mm  
internal  $\varnothing$  6 mm  
for Icemaker (ICEMATIC) N25S



ICEMATIC 19800179

ICEMATIC 25110914

## Capacitors, electrical

**3068038 RUNNING CAPACITOR 35 $\mu$ F 450V**  
 $\varnothing$  45x122h mm



ICEMATIC CF62016724

## Curtains

**3443070 CURTAIN 270x70 mm**  
for Icemaker (ICEMATIC) N21



ICEMATIC 81401600

## Doors

**3389018 FRONT DOOR 1075x275 mm**  
for Icemaker (SCOTSMAN) B350 - B550



ICEMATIC 81460184

ICEMATIC 81460326



Suitable for:

Suitable for:

## Drain hoses

**3450098 DRAIN PIPE  $\varnothing$  20x2000 mm**  
elbow sleeve  $\varnothing$  20 mm



ICEMATIC 19810114

## Drip trays for ice makers

**3123113 DRAIN DRIP TRAY**  
for Icemaker (WHIRLPOOL) FG100 - FG20 - FG30  
FG40 - FG60



ICEMATIC 25820129

**3006009 DRIP TRAY ASSEMBLY 180x126 mm**  
for Icemaker (ICEMATIC) N25



ICEMATIC 81401621

**3015063 TANK WATER INLET**  
for Icemaker (ICEMATIC) - Series N



ICEMATIC 25300000

**3123108 DRIP TRAY ASSEMBLY 180x165 mm**  
for Icemaker (WHIRLPOOL) FG40



ICEMATIC 81300045

ICEMATIC 81300045/0

**3123111 DRIP TRAY ASSEMBLY 190x370 mm**  
for Icemaker (WHIRLPOOL) FG60



ICEMATIC 81300066

**3123112 DRIP TRAY ASSEMBLY 190x450 mm**  
for Icemaker (WHIRLPOOL) FG100



ICEMATIC 81300090

ICEMATIC 81300091



# ICEMATIC



Suitable for:

**3006001 DRIP TRAY ASSY 180x120 mm**  
for Icemaker (ICEMATIC)  
till 1/04/00  
N20 - N20L - N25  
for Icemaker (SCOTSMAN) GP20  
for Icemaker (ICEMATIC) N45



ICEMATIC 81403005

**3240375 BRACKET FOR TURNOVER LEVER**  
for Icemaker (ICEMATIC)  
for Icemaker (SCOTSMAN)  
for Icemaker (SIMAG)



ICEMATIC 25325953

ICEMATIC 25325953/1

**3391936 EVAPORATOR SUPPORT**  
for Icemaker (ICEMATIC) N20 - N30 - N40 - N50



ICEMATIC 25726121

**3300050 LOCK PIN FOR SPRING  $\varnothing$  4.5x38 mm**  
for ALL MODELS



ICEMATIC 25560254

ICEMATIC 25560256

**3240373 SMALL SPRING 2 mm**  
for Icemaker (ICEMATIC)  
for Icemaker (SCOTSMAN)  
for Icemaker (SIMAG)



ICEMATIC 25474600

Suitable for:

**3240374 BIG SPRING 3 mm**  
for Icemaker (ICEMATIC)  
for Icemaker (SCOTSMAN)  
for Icemaker (SIMAG)



ICEMATIC 25474602

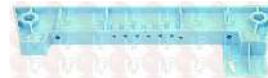
**3240376 BUSHING  $\varnothing$  26 mm**  
for Icemaker (ICEMATIC)  
for Icemaker (SCOTSMAN)  
for Icemaker (SIMAG)



ICEMATIC 25110910

ICEMATIC 25110911

**3391937 EVAPORATOR SUPPORT**  
for Icemaker (ICEMATIC) N20 - N30 - N40 - N50



ICEMATIC 25726122

**3240377 PLASTIC LEVER**  
for Icemaker (ICEMATIC)  
for Icemaker (SCOTSMAN)  
for Icemaker (SIMAG)



ICEMATIC 25440110

ICEMATIC 81403011

**3015063 TANK WATER INLET**  
for Icemaker (ICEMATIC) - Series N



ICEMATIC 25300000



Suitable for:

**3240372 WASHER  $\varnothing$  16 mm**  
for Icemaker (ICEMATIC)  
for Icemaker (SCOTSMAN)  
for Icemaker (SIMAG)



ICEMATIC 25654016

# ICEMATIC



Suitable for:

**3006005 DRIP TRAY ASSY 180x445 mm**  
for Icemaker (ICEMATIC) N100 - N70 - N75 - N80



ICEMATIC 81423002

**3240375 BRACKET FOR TURNOVER LEVER**  
for Icemaker (ICEMATIC)  
for Icemaker (SCOTSMAN)  
for Icemaker (SIMAG)



ICEMATIC 25325953

ICEMATIC 25325953/1

**3391937 EVAPORATOR SUPPORT**  
for Icemaker (ICEMATIC) N20 - N30 - N40 - N50



ICEMATIC 25726122

**3240377 PLASTIC LEVER**  
for Icemaker (ICEMATIC)  
for Icemaker (SCOTSMAN)  
for Icemaker (SIMAG)



ICEMATIC 25440110

ICEMATIC 81403011

**3240374 BIG SPRING 3 mm**  
for Icemaker (ICEMATIC)  
for Icemaker (SCOTSMAN)  
for Icemaker (SIMAG)



ICEMATIC 25474602

**3391936 EVAPORATOR SUPPORT**  
for Icemaker (ICEMATIC) N20 - N30 - N40 - N50



ICEMATIC 25726121

**3300050 LOCK PIN FOR SPRING  $\varnothing$  4.5x38 mm**  
for ALL MODELS



ICEMATIC 25560254

ICEMATIC 25560256

**3240373 SMALL SPRING 2 mm**  
for Icemaker (ICEMATIC)  
for Icemaker (SCOTSMAN)  
for Icemaker (SIMAG)



ICEMATIC 25474600



Suitable for:

**3015063 TANK WATER INLET**  
for Icemaker (ICEMATIC) - Series N



ICEMATIC 25300000

# ICEMATIC



Suitable for:

**3240372 WASHER ø 16 mm**  
for Icemaker (ICEMATIC)  
for Icemaker (SCOTSMAN)  
for Icemaker (SIMAG)



ICEMATIC 25654016

**3015915 DRIP TRAY 580x685 mm**



ICEMATIC 28180009

**3240377 PLASTIC LEVER**  
for Icemaker (ICEMATIC)  
for Icemaker (SCOTSMAN)  
for Icemaker (SIMAG)



ICEMATIC 25440110

ICEMATIC 81403011

**3006002 SET OF DRIP TRAYS 180x155 mm**  
for Icemaker (ICEMATIC) N30 - N35



ICEMATIC 81403007

**3240374 BIG SPRING 3 mm**  
for Icemaker (ICEMATIC)  
for Icemaker (SCOTSMAN)  
for Icemaker (SIMAG)



ICEMATIC 25474602

**3240375 BRACKET FOR TURNOVER LEVER**  
for Icemaker (ICEMATIC)  
for Icemaker (SCOTSMAN)  
for Icemaker (SIMAG)



ICEMATIC 25325953

ICEMATIC 25325953/1

**3240376 BUSHING ø 26 mm**  
for Icemaker (ICEMATIC)  
for Icemaker (SCOTSMAN)  
for Icemaker (SIMAG)



ICEMATIC 25110910

ICEMATIC 25110911

**3391936 EVAPORATOR SUPPORT**  
for Icemaker (ICEMATIC) N20 - N30 - N40 - N50



ICEMATIC 25726121

**3391937 EVAPORATOR SUPPORT**  
for Icemaker (ICEMATIC) N20 - N30 - N40 - N50



ICEMATIC 25726122





# ICEMATIC



Suitable for:

**3300050 LOCK PIN FOR SPRING  $\varnothing$  4.5x38 mm**  
for ALL MODELS



ICEMATIC 25560254

ICEMATIC 25560256

**3240373 SMALL SPRING 2 mm**  
for Icemaker (ICEMATIC)  
for Icemaker (SCOTSMAN)  
for Icemaker (SIMAG)



ICEMATIC 25474600

**3240372 WASHER  $\varnothing$  16 mm**  
for Icemaker (ICEMATIC)  
for Icemaker (SCOTSMAN)  
for Icemaker (SIMAG)



ICEMATIC 25654016

**3006003 SET OF DRIP TRAYS 180x265 mm**  
for Icemaker (ICEMATIC) N40 - N50 - N55BI



ICEMATIC 81413001

**3240375 BRACKET FOR TURNOVER LEVER**  
for Icemaker (ICEMATIC)  
for Icemaker (SCOTSMAN)  
for Icemaker (SIMAG)



ICEMATIC 25325953

ICEMATIC 25325953/1

Suitable for:

**3240377 PLASTIC LEVER**  
for Icemaker (ICEMATIC)  
for Icemaker (SCOTSMAN)  
for Icemaker (SIMAG)



ICEMATIC 25440110

ICEMATIC 81403011

**3015063 TANK WATER INLET**  
for Icemaker (ICEMATIC) - Series N



ICEMATIC 25300000

**3240374 BIG SPRING 3 mm**  
for Icemaker (ICEMATIC)  
for Icemaker (SCOTSMAN)  
for Icemaker (SIMAG)



ICEMATIC 25474602

**3240376 BUSHING  $\varnothing$  26 mm**  
for Icemaker (ICEMATIC)  
for Icemaker (SCOTSMAN)  
for Icemaker (SIMAG)



ICEMATIC 25110910

ICEMATIC 25110911



Suitable for:

**3391936 EVAPORATOR SUPPORT**  
for Icemaker (ICEMATIC) N20 - N30 - N40 - N50



ICEMATIC 25726121

**3300050 LOCK PIN FOR SPRING  $\varnothing$  4.5x38 mm**  
for ALL MODELS



ICEMATIC 25560254

ICEMATIC 25560256

**3240373 SMALL SPRING 2 mm**  
for Icemaker (ICEMATIC)  
for Icemaker (SCOTSMAN)  
for Icemaker (SIMAG)



ICEMATIC 25474600

**3240372 WASHER  $\varnothing$  16 mm**  
for Icemaker (ICEMATIC)  
for Icemaker (SCOTSMAN)  
for Icemaker (SIMAG)



ICEMATIC 25654016

**3006004 SET OF DRIP TRAYS 180x265 mm**  
for Icemaker (ICEMATIC) N55L - N60 - N65



ICEMATIC 81414519

ICEMATIC 81423003

# ICEMATIC



Suitable for:

**3391937 EVAPORATOR SUPPORT**  
for Icemaker (ICEMATIC) N20 - N30 - N40 - N50



ICEMATIC 25726122

**3240377 PLASTIC LEVER**  
for Icemaker (ICEMATIC)  
for Icemaker (SCOTSMAN)  
for Icemaker (SIMAG)



ICEMATIC 25440110

ICEMATIC 81403011

**3015063 TANK WATER INLET**  
for Icemaker (ICEMATIC) - Series N



ICEMATIC 25300000

**3240374 BIG SPRING 3 mm**  
for Icemaker (ICEMATIC)  
for Icemaker (SCOTSMAN)  
for Icemaker (SIMAG)



ICEMATIC 25474602



Suitable for:

**3240375 BRACKET FOR TURNOVER LEVER**  
for Icemaker (ICEMATIC)  
for Icemaker (SCOTSMAN)  
for Icemaker (SIMAG)



ICEMATIC 25325953

ICEMATIC 25325953/1

**3391936 EVAPORATOR SUPPORT**  
for Icemaker (ICEMATIC) N20 - N30 - N40 - N50



ICEMATIC 25726121

**3300050 LOCK PIN FOR SPRING  $\varnothing$  4.5x38 mm**  
for ALL MODELS



ICEMATIC 25560254

ICEMATIC 25560256

**3240373 SMALL SPRING 2 mm**  
for Icemaker (ICEMATIC)  
for Icemaker (SCOTSMAN)  
for Icemaker (SIMAG)



ICEMATIC 25474600

**3240372 WASHER  $\varnothing$  16 mm**  
for Icemaker (ICEMATIC)  
for Icemaker (SCOTSMAN)  
for Icemaker (SIMAG)



ICEMATIC 25654016

# ICEMATIC



Suitable for:


**3240376 BUSHING  $\varnothing$  26 mm**  
for Icemaker (ICEMATIC)  
for Icemaker (SCOTSMAN)  
for Icemaker (SIMAG)



ICEMATIC 25110910

ICEMATIC 25110911

**3391937 EVAPORATOR SUPPORT**  
for Icemaker (ICEMATIC) N20 - N30 - N40 - N50



ICEMATIC 25726122

**3240377 PLASTIC LEVER**  
for Icemaker (ICEMATIC)  
for Icemaker (SCOTSMAN)  
for Icemaker (SIMAG)



ICEMATIC 25440110

ICEMATIC 81403011

**3015063 TANK WATER INLET**  
for Icemaker (ICEMATIC) - Series N



ICEMATIC 25300000



Suitable for:

# ICEMATIC



**3006006 SET OF DRIP TRAYS 180x680 mm**  
for Icemaker (ICEMATIC) N12S - N150



ICEMATIC 81442008

**3240375 BRACKET FOR TURNOVER LEVER**  
for Icemaker (ICEMATIC)  
for Icemaker (SCOTSMAN)  
for Icemaker (SIMAG)



ICEMATIC 25325953

ICEMATIC 25325953/1

**3391936 EVAPORATOR SUPPORT**  
for Icemaker (ICEMATIC) N20 - N30 - N40 - N50



ICEMATIC 25726121

**3300050 LOCK PIN FOR SPRING  $\varnothing$  4.5x38 mm**  
for ALL MODELS



ICEMATIC 25560254

ICEMATIC 25560256

**3240373 SMALL SPRING 2 mm**  
for Icemaker (ICEMATIC)  
for Icemaker (SCOTSMAN)  
for Icemaker (SIMAG)



ICEMATIC 25474600

Suitable for:

**3240374 BIG SPRING 3 mm**  
for Icemaker (ICEMATIC)  
for Icemaker (SCOTSMAN)  
for Icemaker (SIMAG)



ICEMATIC 25474602


**3240376 BUSHING  $\varnothing$  26 mm**  
for Icemaker (ICEMATIC)  
for Icemaker (SCOTSMAN)  
for Icemaker (SIMAG)



ICEMATIC 25110910

ICEMATIC 25110911

**3391937 EVAPORATOR SUPPORT**  
for Icemaker (ICEMATIC) N20 - N30 - N40 - N50



ICEMATIC 25726122

**3240377 PLASTIC LEVER**  
for Icemaker (ICEMATIC)  
for Icemaker (SCOTSMAN)  
for Icemaker (SIMAG)



ICEMATIC 25440110

ICEMATIC 81403011

**3015063 TANK WATER INLET**  
for Icemaker (ICEMATIC) - Series N



ICEMATIC 25300000



Suitable for:

**3240372 WASHER  $\varnothing$  16 mm**  
for Icemaker (ICEMATIC)  
for Icemaker (SCOTSMAN)  
for Icemaker (SIMAG)



ICEMATIC 25654016

Suitable for:

**3006007 SPLASH TANK HOLDER**  
for Icemaker (SCOTSMAN) MV18



ICEMATIC 25726473

**3015063 TANK WATER INLET**  
for Icemaker (ICEMATIC) - Series N



ICEMATIC 25300000

**3015067 WATER TANK**  
for Icemaker (NOSEM) N301M  
for Icemaker (SCOTSMAN) MV1000 - MV450 - MV600  
MV800



ICEMATIC 25820125

## Electronic printed-circuit boards

**3390013 COMPLETE PCB SFT 012**  
with sensor  
for Icemaker (SCOTSMAN) ACM125 - ACM225 - ACM85  
AC175 - MCM15AS - MC15



ICEMATIC XG62046200

**3390015 CONDENSER TEMPERATURE SENSOR**



ICEMATIC CF62040401  
ICEMATIC 29070014

ICEMATIC CF62040411

ICEMATIC XP62040401



Suitable for:

# ICEMATIC



Suitable for:

**3390011 EVAPORATOR TEMPERATURE SENSOR**  
 for Icemaker (NOSEM) M30A  
 for Icemaker (SCOTSMAN) ACM125 - ACM225 - ACM35  
 ACM45 - ACM55 - ACM85 - AC55 - MCM15AS - MC15  
 for Icemaker (SCOTSMAN) AF80



ICEMATIC CF62040410  
ICEMATIC 29070013

ICEMATIC XP62040410

ICEMATIC 29070009

**3054035 COVER FOR CONTROL BOX**



ICEMATIC CF66054600

ICEMATIC 29070021

ICEMATIC 29070021+...

**3399040 ELECTRONIC BOARD LID F100C**



ICEMATIC CF66054700

ICEMATIC 29015057

**3390293 ELECTRONIC CIRCUIT BOARD ICEMOD3**  
 for new versions  
 for Icemaker (SCOTSMAN) MV12 - MV18 - MV25 - MV50  
 for Icemaker (ICEMATIC) N500M



ICEMATIC 33580100

**3390187 PCB**  
 for Icemaker (ICEMATIC) F100C - F80C



ICEMATIC 29070012

ICEMATIC 81469134

**3390145 PCB ICEMOD2**  
 for Icemaker (ICEMATIC) N180M - N250M - N500M



ICEMATIC 33580023  
ICEMATIC 33580043

ICEMATIC 33580028


ICEMATIC 33580032

**3390295 PCB ICEMOD4**  
 for Icemaker (NOSEM) N301M  
 for Icemaker (SCOTSMAN) MV300 - MV450 - MV600  
 MV800



ICEMATIC 33580150

**3390296 PCB WITH LED**  
 for Icemaker (ICEMATIC) N301M  
 for Icemaker (SCOTSMAN) MV1000 - MV300 - MV306  
 MV450 - MV600 - MV800



ICEMATIC 33580151

**3390294 PCB WITH LED ICEMOD.DY2**  
 for Icemaker (SCOTSMAN) MV12 - MV18 - MV25 - MV50  
 for Icemaker (ICEMATIC) N500M



ICEMATIC 33580024



Suitable for:

# ICEMATIC



Suitable for:


## Fans for motors

**3240838 FAN FOR ELECTRIC MOTOR**  
for Icemaker (SCOTSMAN) MFE61 - MF41 - MF51 - MF61  
for Icemaker (WHIRLPOOL) AGB022 - AGB024



ICEMATIC CF65034000

**3240964 SUCTION BLADE ø 250 mm 28°**



ICEMATIC CF62041934

**3240965 SUCTION BLADE ø 300 mm 28°**



ICEMATIC CF62000001

ICEMATIC CF62041936

## Fittings

**3150073 DRAIN FITTING**  
height 50 mm  
for Icemaker (WHIRLPOOL) FG100 - FG20 - FG30  
FG40 - FG60



ICEMATIC 25685327

**3349200 DRAIN FITTING**



ICEMATIC CF66022400

**3349201 FITTING NUT**



ICEMATIC CF66053500

**3349201 FITTING NUT**



ICEMATIC CF66053500

**3150074 WATER DRAIN FITTING**  
for Icemaker (WHIRLPOOL) FG100 - FG20 - FG30  
FG40 - FG60



ICEMATIC 25631050



Suitable for:

**3349190 WATER INLET FITTING  $\varnothing$  3/8"X3/4"**  
for AF10 - AF20 - AF30 - ACM35  
for Icemaker (SCOTSMAN) ACM35 - AF10 - AF20 - AF30



ICEMATIC CF73320400

Suitable for:

**3349250 WATER OUTLET FITTING  $\varnothing$  20x69 mm**  
for Icemaker (ICEMATIC)



ICEMATIC 25690803

ICEMATIC 25690806

## Floats

**3188001 FLOAT ASSEMBLY**  
for Icemaker (SCOTSMAN) AF10 - AF20 - AF30



ICEMATIC CF66058500

ICEMATIC CF78312700

**3527166 TAP WITH FLOAT**  
connection M11 x  $\varnothing$  6 mm



ICEMATIC 19864010

ICEMATIC 19864011

## Gearmotors

**3240379 COMPLETE GEARMOTOR DISC**  
 $\varnothing$  100 mm  
for Icemaker (ICEMATIC)



ICEMATIC 81413043

**3340066 DISC FOR TILT GEARMOTOR**  
for Icemaker (ICEMATIC) N20 - N30  
for Icemaker (SCOTSMAN) GP20 - GP30



ICEMATIC 25260000

**3240365 GEARMOTOR BITRON 97103**  
230V 50Hz 11W 0.72rpm  
Counterclockwise  
for Icemaker (ICEMATIC) N100 - N12 - N12S - N150  
N4 - N5 - N6 - N7



ICEMATIC 19440057

**3240895 GEARMOTOR DISC**  
for Icemaker (CASTEL)



ICEMATIC 81300014





Suitable for:

Suitable for:

**3240360 GERMOTOR LIP 000E**  
 230V 50Hz 11W 50rpm  
 Counterclockwise  
 for Icemaker (EURFRIGOR)  
 for Icemaker (ICEMATIC) N25S  
 for Icemaker (MIGEL)  
 for Icemaker (SCOTSMAN)  
 for Icemaker (SIMAG)



ICEMATIC 19440059

ICEMATIC 19440060

**3240371 SUPPORT FOR PADDLE MOTOR**  
 for Icemaker (ICEMATIC) N25S  
 for Icemaker (SCOTSMAN)  
 for Icemaker (SIMAG)



ICEMATIC 25725433

ICEMATIC 25725439

**3240363 GERMOTOR LIP 001**  
 230V 50Hz 11W 0,7rpm  
 Clockwise  
 for Icemaker (ICEMATIC) N20 - N20L - N30 - N30L



ICEMATIC 19440058

ICEMATIC 19440063

**3240364 GERMOTOR LIP 010**  
 230V 50Hz 12W 0.72rpm  
 Counterclockwise  
 for Icemaker (ICEMATIC) N100 - N12S - N150 - N40  
 N50 - N55 - N55BI - N65 - N70 - N75 - N80



ICEMATIC 19440065

**3240366 GERMOTOR LIP 021**  
 230V 50Hz 11W 1rpm  
 Clockwise  
 for Icemaker (EURFRIGOR) EC20  
 for Icemaker (ICEMATIC) N20L - N30  
 for Icemaker (WHIRLPOOL) FG31A



ICEMATIC 19440073

**3240898 GERMOTOR LIP 021B**  
 230V 50Hz 11W 1rpm  
 Clockwise  
 for N20 - N30  
 for Icemaker (ICEMATIC) N20 - N30



ICEMATIC 81404024

**3240371 SUPPORT FOR PADDLE MOTOR**  
 for Icemaker (ICEMATIC) N25S  
 for Icemaker (SCOTSMAN)  
 for Icemaker (SIMAG)



ICEMATIC 25725433

ICEMATIC 25725439

ICEMATIC 25726116

**3324003 TRANSMISSION SHAFT**  
 for Icemaker (SCOTSMAN) MFE61 - MF41 - MF51 - MF61



ICEMATIC CF65115900

ICEMATIC 29000017



Suitable for:



Suitable for:

## Gears

**3212004 FINAL GEARWHEEL**  
for Icemaker (SCOTSMAN) MFE61 - MF41 - MF51 - MF61



ICEMATIC CF65115800

ICEMATIC 29028005

**3212002 GEARBOX ASSEMBLY**  
for Icemaker (SCOTSMAN) MFE61 - MF41 - MF51 - MF61



ICEMATIC CFA3123001

ICEMATIC 29070007

**3212005 GEARWHEEL AND FIBRE PINION**  
for Icemaker (SCOTSMAN) MFE61 - MF41 - MF51 - MF61



ICEMATIC CF65115600

ICEMATIC 29028006

**3212003 GEARWHEEL AND INTERM. PINION**  
for Icemaker (SCOTSMAN) MFE61 - MF41 - MF51 - MF61



ICEMATIC CF65115700

ICEMATIC 29028004

## Hinges, catches and accessories

**3053515 ADJUSTABLE HINGE**



ICEMATIC 19120045

**3053264 HINGE 40x35 mm**  
distance 27 mm  
for Icemaker (ICEMATIC) N25 - N35 - N45 - N55  
N70 - N90



ICEMATIC 19120050

**3053410 LEFT HINGE - SPRING D1.3**  
for Icemaker (WHIRLPOOL) FG20 - FG30



ICEMATIC 19120415

**3053412 RIGHT HINGE - SPRING D1.3**  
for Icemaker (WHIRLPOOL) FG20 - FG30



ICEMATIC 19120414

**3053412 RIGHT HINGE - SPRING D1.3**  
for Icemaker (WHIRLPOOL) FG20 - FG30



ICEMATIC 19120414



## Insulators

### 3180045 ESCUTCHEON INSULATION

for Icemaker (SCOTSMAN) MFE61 - MF41 - MF51 - MF61



ICEMATIC CF06055101

## Ironmongery (screws,nuts,washers)

### 3240372 WASHER $\varnothing$ 16 mm

for Icemaker (ICEMATIC)  
for Icemaker (SCOTSMAN)  
for Icemaker (SIMAG)



ICEMATIC 25654016

## Lamps

### 3221024 RED INDICATOR LAMP 230V

head  $\varnothing$  15 mm - hole  $\varnothing$  13 mm - 120°C  
universal application



ICEMATIC 33576295

## Level sensors

### 3390012 ICE LEVEL CONTROL SENSOR



ICEMATIC 29070010

ICEMATIC 33580065

ICEMATIC 33580065/1

### 3390139 WATER LEVEL SENSOR

for Icemaker (SCOTSMAN) AF10 - AF100 - AF20  
AF200 - AF30 - AF80 - EC105 - EC125 - EC175  
MF20 - MF22 - MF30 - MF41 - MF51 - MF52 - MF61  
MF62 - TC180



ICEMATIC CF62040404

ICEMATIC 29015055

ICEMATIC 29070016



Suitable for:

# ICEMATIC



Suitable for:

## Level tanks

**3188002 TANK AND FLOAT ASSY**  
for Icemaker (SCOTSMAN) AF10



ICEMATIC CF79312601

ICEMATIC 29087022

**3188001 FLOAT ASSEMBLY**  
for Icemaker (SCOTSMAN) AF10 - AF20 - AF30



ICEMATIC CF66058500

ICEMATIC CF78312700

**3188004 TANK LID**  
for Icemaker (SCOTSMAN) AF10 - AF20 - AF30



ICEMATIC CF66036300

**3188004 TANK LID**  
for Icemaker (SCOTSMAN) AF10 - AF20 - AF30



ICEMATIC CF66036300

## Lubricants

**3180019 REDUCTION GEAR GREASE 0.5 Kg**



ICEMATIC CF06029401

ICEMATIC CF06029404

## Microswitches

**3240886 FLOAT MICROSWITCH**  
complete with bracket  
for Icemaker (WHIRLPOOL) FG100 - FG20 - FG30  
FG40 - FG60



ICEMATIC 81300012

ICEMATIC 81300027

ICEMATIC 81300027+25725558

**3240351 FLOAT MICROSWITCH FOR DRIP TRAY**  
contact capacity 4A 230V  
for Icemaker (ICEMATIC) N100 - N20L - N30 - N40  
N50 - N55 - N55BI - N65 - N75 - N80



ICEMATIC 81404080

ICEMATIC 81409179



Suitable for:

**3240352 FLOAT MICROSWITCH FOR DRIP TRAY**  
contact capacity 4A 230V  
for Icemaker (ICEMATIC) N12S(VDE) - N140 - N150



ICEMATIC 81449091

Suitable for:

**3240610 MAGNET FOR HOOD MICROSWITCH**  
dimensions 40x13x8 mm



ICEMATIC 19355004

ICEMATIC 19355007

**3240883 MICROSWITCH**  
F83 161.1 16A - 250V  
for Icemaker (ICEMATIC) N20 - N30



ICEMATIC

**3240885 MICROSWITCH**  
Z15 GW 22B 16A 250V  
for Icemaker (ICEMATIC) N1 - N12 - N2 - N3 - N4  
N5 - N6 - N7



ICEMATIC 19410300

**3240407 MICROSWITCH KIT 16A 250V**  
3 locking positions  
the kit includes 5 levers:  
lever 75 mm - lever 27 mm - lever 15 mm  
lever 15 mm with wheel - lever 27 mm with wheel



ICEMATIC 19410207

ICEMATIC 25474578

**3803055 MICROSWITCH SUPPORT**



ICEMATIC 25525419

**3803009 MICROSWITCH 16A 250V V166-1CR5**



ICEMATIC 19410208

**3240350 MICROSWITCH 16A 230V**  
for Icemaker (ICEMATIC) N100 - N12S(VDE) - N150  
N20 - N20L - N30 - N40 - N50 - N55 - N55BI  
N65 - N75 - N80



ICEMATIC 19410201

ICEMATIC 19410209

**3803055 MICROSWITCH SUPPORT**



ICEMATIC 25525419



Suitable for:

# ICEMATIC



Suitable for:

## Motors

**3240376 BUSHING  $\varnothing$  26 mm**  
for Icemaker (ICEMATIC)  
for Icemaker (SCOTSMAN)  
for Icemaker (SIMAG)



ICEMATIC 25110910

ICEMATIC 25110911

**3240631 MOTOR 35W EMI 83D-2535**  
230V 50/60Hz 1300rpm 95W Input  
with starting capacitor 2.5 $\mu$ F  
4 screws M4 for flange and bracket mounting  
distance 17 mm  
shaft length 34 mm



ICEMATIC 18562524

**3240211 5-POLE MOTOR ELCO 10W**  
230V 50/60Hz 1300rpm 38W Input  
VN 10-20



ICEMATIC CF62041902  
ICEMATIC 29020003

ICEMATIC 18562496

ICEMATIC 29020001

**3240220 SUCTION BLADE  $\varnothing$  200 mm 28°**  
for Icemaker (WHIRLPOOL) AGB022



ICEMATIC 18740023

**3240902 5-POLE MOTOR ELCO 16W**  
230V 50/60Hz 1300rpm 65W Input  
VN 16-25



ICEMATIC CF62041904

**3240220 SUCTION BLADE  $\varnothing$  200 mm 28°**  
for Icemaker (WHIRLPOOL) AGB022



ICEMATIC 18740023

**3240904 5-POLE MOTOR ELCO 34W**  
230V 50/60Hz 1300rpm 120W Input  
VNT 34-45



ICEMATIC CF62041906

ICEMATIC 29020005

**3240220 SUCTION BLADE  $\varnothing$  200 mm 28°**  
for Icemaker (WHIRLPOOL) AGB022



ICEMATIC 18740023



Suitable for:

Suitable for:

## Nozzles for ice makers

**3390516 3-NOZZLE CAPS KIT**  
 with gaskets and screws  
 for Icemaker (SCOTSMAN) ACM125 - ACM175 - ACM55  
 ACM85 - AC45



ICEMATIC CF06052900

ICEMATIC CF66051901

## OR and ORM gaskets

**3061040 EPDM O-RING GASKET 04137**



ICEMATIC CF64009302

ICEMATIC 29000023

**3786202 O-RING OR 03850 EPDM**



ICEMATIC 1300061738

**3390511 O-RING SILICONE**  
 for Icemaker (SCOTSMAN) ACM125 - ACM175 - ACM45  
 ACM55 - ACM85



ICEMATIC CF64004120

ICEMATIC 29000022

**3243139 O-RING 02025 EPDM**



ICEMATIC CF64010000

**1186411 O-RING 02031 EPDM**



ICEMATIC 41020448

**1186833 O-RING 03100 EPDM**



ICEMATIC CF64004101

ICEMATIC 29000002

## Paddle shafts for ice makers

**3300002 BLADE FOR MIXER**  
 for Icemaker (ICEMATIC) N140 - N255  
 for Icemaker (SCOTSMAN)  
 for Icemaker (SIMAG)



ICEMATIC 24555520

ICEMATIC 24555522

ICEMATIC 25545520/2

ICEMATIC 25545521

ICEMATIC 25545520

ICEMATIC 25545522

**3240892 MIXER BLADE**  
 for Icemaker (WHIRLPOOL) FG100 - FG20 - FG30  
 FG40 - FG60



ICEMATIC 25545509

ICEMATIC 2781336



Suitable for:

Suitable for:

**3240893 PADDLE SHAFT SUPPORT BUSHING**  
 for Icemaker (WHIRLPOOL) FG100 - FG20 - FG30  
 FG40 - FG60



ICEMATIC 25110924

ICEMATIC 2781221

**3005004 PADDLE SHAFT 165 mm**  
 for Icemaker (ICEMATIC) N20 - N20L - N25S



ICEMATIC 25030006

**3391050 SUPPORTS FOR PADDLED SHAFT**  
 for all models  
 for Icemaker (ICEMATIC) N25S  
 for Icemaker (SCOTSMAN)  
 for Icemaker (SIMAG)



ICEMATIC 25726115

ICEMATIC 25726115/3

**3005005 PADDLE SHAFT 205 mm**  
 for Icemaker (ICEMATIC) N30 - N30L



ICEMATIC 25030007

**3391050 SUPPORTS FOR PADDLED SHAFT**  
 for all models  
 for Icemaker (ICEMATIC) N25S  
 for Icemaker (SCOTSMAN)  
 for Icemaker (SIMAG)



ICEMATIC 25726115

ICEMATIC 25726115/3

**3005006 PADDLE SHAFT 315 mm**  
 for Icemaker (ICEMATIC) N40 - N50 - N55 - N55BI  
 N55L - N65



ICEMATIC 25030010

**3391050 SUPPORTS FOR PADDLED SHAFT**  
 for all models  
 for Icemaker (ICEMATIC) N25S  
 for Icemaker (SCOTSMAN)  
 for Icemaker (SIMAG)



ICEMATIC 25726115

ICEMATIC 25726115/3





Suitable for:

**3005007 PADDLE SHAFT 495 mm**  
for Icemaker (ICEMATIC) N100 - N75 - N80



ICEMATIC 250300011

ICEMATIC 250300011

Suitable for:

**3391050 SUPPORTS FOR PADDLED SHAFT**  
for all models  
for Icemaker (ICEMATIC) N25S  
for Icemaker (SCOTSMAN)  
for Icemaker (SIMAG)



ICEMATIC 25726115

ICEMATIC 25726115/3

## Pins

**3300050 LOCK PIN FOR SPRING ø 4.5x38 mm**  
for ALL MODELS



ICEMATIC 25560254

ICEMATIC 25560256

## Pressure valves for refrigeration

**3526550 PRESSURE VALVE V46AA-9950 G 3/8"**  
pressure range 5..18 bar  
capillary length 750 mm - fitting to be welded



ICEMATIC CF6201100

ICEMATIC 19870815

## Probes

**3390015 CONDENSER TEMPERATURE SENSOR**



ICEMATIC CF62040401  
ICEMATIC 29070014

ICEMATIC CF62040411

ICEMATIC XP62040401

**3390011 EVAPORATOR TEMPERATURE SENSOR**



ICEMATIC CF62040410  
ICEMATIC 29070013

ICEMATIC XP62040410

ICEMATIC 29070009



Suitable for:

# ICEMATIC



Suitable for:

## Pumps

**3122010 ELECTROPUMP REBO MH30F1 LH**  
 30W 230V 50Hz cl.B  
 connections  $\varnothing$  13 mm  
 Alternative GRE 620433-00  
 for Icemaker (SCOTSMAN)  
 ACM25 - ACM45 - ACM55 - ACM85 - BARLINE20  
 for Icemaker (SIMAG) SD18



ICEMATIC CS62043300

ICEMATIC 19550113

**3122266 ELECTROPUMP GRE 620430-03**  
 50W 230V 50Hz  
 connection  $\varnothing$  21 mm  
 for new series  
 ex REBO MH50F  
 for Icemaker (FOSTER) F85A  
 for Icemaker (SCOTSMAN) ACM125



ICEMATIC 19550109

**3122380 ELECTROPUMP REBO MH30F1 RH**  
 30W 230V 50Hz  
 connections  $\varnothing$  13 mm  
 for Icemaker (ITV) DELTADP140 - GALADP140



ICEMATIC 19535157

## Relays

**3351901 RELAY 60.62 10A 230V 50/60Hz**  
 2 switching contacts



ICEMATIC 19620101

ICEMATIC 19620107

## Scrolls

**3719001 ICE-BREAKER SCROLL**  
 for Icemaker (SCOTSMAN) MFE61 - MF51 - MF61



ICEMATIC CF72419803

ICEMATIC CF78419803




Suitable for:

Suitable for:

## Sensors

**3390144 HALL EFFECT SENSOR**  
for Icemaker (SCOTSMAN) - Series AF



ICEMATIC CF62040403

ICEMATIC 29070015

**3390017 ICE LEVEL CONTROL SENSOR**  
total length 310 mm




ICEMATIC CF65067400  
ICEMATIC 33580175

ICEMATIC XP65067400

ICEMATIC 29040018

**3390135 ICE LEVEL SENSOR**  
length 180 mm  
for Icemaker (SCOTSMAN) AF10 - AF100 - AF20 - AF30  
AF80 - MF20 - MF22 - MF30 - MF46AS



ICEMATIC CF65067402  
ICEMATIC 33580104

ICEMATIC CF72503401

ICEMATIC 29070017

**3390018 ICE THICKNESS SENSOR**  
cable 850 mm  
for Icemaker (ICEMATIC) N301M  
for Icemaker (SCOTSMAN) MV18 - MV21 - MV25 - MV32



ICEMATIC 81453007

ICEMATIC 81453114

ICEMATIC 81453434

**3390297 WATER LEVEL SENSOR**  
for Icemaker (SCOTSMAN) MV1000 - MV300 - MV450  
MV600 - MV800



ICEMATIC 81453590

ICEMATIC 81453796

## Solenoid valves

**3120917 COIL PARKER YB14 220V 14W WITH CABLE**  
50/60Hz



ICEMATIC CF62030648

**3120950 OUTLET SOLENOID VALVE ELTEK**  
connections  $\varnothing$  10 mm  
220/240V 50/60Hz 15VA  
for Icemaker (SCOTSMAN)  
for Icemaker (SIMAG)



ICEMATIC 19865532

ICEMATIC 19865598



Suitable for:

**3120381 SOLENOID VALVE 220/240V 50/60Hz**  
 solenoid valve 180°  
 inlet 3/4"  
 2 outlets ø 10 mm  
 with flowrate regulators 1,2 l/min and 2,5 l/min



ICEMATIC XP65010551

Suitable for:

**5036744 SOLENOID VALVE 180° 220/240V 50/60Hz**  
 inlet 3/4" - 2 outlets ø 10.5 mm  
 with 2 white flow rate adjusters



ICEMATIC 19865530

**3120375 SOLENOID VALVE 220/240V 50/60Hz**  
 solenoid valve 180°  
 inlet 3/4"  
 outlet ø 10 mm  
 with flowrate regulator 1,2 l/min



ICEMATIC 19865518

**3120195 SOLENOID VALVE 220V 50/60Hz**  
 for water drain ø 14 mm  
 for Icemaker (SCOTSMAN) CM450



ICEMATIC 19865525

ICEMATIC 19865597

ICEMATIC 81454760

**3120952 SOLENOID VALVE 230V 50Hz**  
 solenoid valve 180°  
 inlet ø 3/4"  
 2 outlets ø 10 mm  
 max. temperature 90°C  
 for WATER COOLING VERSION  
 for Icemaker (ICEMATIC) N12S - N20 - N20L - N30  
 N40 - N55 - N55B - N75



ICEMATIC 19865509

**3120951 SOLENOID VALVE 230V 50/60Hz**  
 solenoid valve 180°  
 inlet ø 3/4"  
 outlet ø 10 mm  
 with flowrate adjuster 2 l/min  
 max temperature 90°C  
 for AIR COOLING VERSION  
 for Icemaker (ICEMATIC)  
 N100 - N12S - N150 - N20 - N20L - N30 - N40 - N50  
 N55 - N55BI - N65 - N75 - N80  
 for Icemaker (SCOTSMAN) GP75



ICEMATIC 19865502

## Springs

**3240374 BIG SPRING 3 mm**  
 for Icemaker (ICEMATIC)  
 for Icemaker (SCOTSMAN)  
 for Icemaker (SIMAG)



ICEMATIC 25474602

**3240373 SMALL SPRING 2 mm**  
 for Icemaker (ICEMATIC)  
 for Icemaker (SCOTSMAN)  
 for Icemaker (SIMAG)



ICEMATIC 25474600



Suitable for:

# ICEMATIC



Suitable for:

## Supports


**3240375 BRACKET FOR TURNOVER LEVER**  
for Icemaker (ICEMATIC)  
for Icemaker (SCOTSMAN)  
for Icemaker (SIMAG)



ICEMATIC 25325953

ICEMATIC 25325953/1

**3391016 DEFLECTOR SHAFT HOLDER**  
for Icemaker (ICEMATIC) N25 - N35 - N45 - N50BI  
N55 - N70 - N90



ICEMATIC 25726279

**3391936 EVAPORATOR SUPPORT**  
for Icemaker (ICEMATIC) N20 - N30 - N40 - N50



ICEMATIC 25726121

**3391937 EVAPORATOR SUPPORT**  
for Icemaker (ICEMATIC) N20 - N30 - N40 - N50



ICEMATIC 25726122

**3240894 PADDLE SHAFT SUPPORT**  
internal hole  $\varnothing$  6 mm  
for Icemaker (WHIRLPOOL) FG100 - FG20 - FG30  
FG40 - FG60



ICEMATIC 25725555

ICEMATIC 2781222

**3240896 PADDLE SHAFT SUPPORT**  
internal hole  $\varnothing$  4 mm



ICEMATIC 25725554

**3391050 SUPPORTS FOR PADDLED SHAFT**  
for all models  
for Icemaker (ICEMATIC) N25S  
for Icemaker (SCOTSMAN)  
for Icemaker (SIMAG)



ICEMATIC 25726115

ICEMATIC 25726115/3



Suitable for:

# ICEMATIC



Suitable for:

## Thermostats

### 3444534 CONTAINER THERMOSTAT K50L3324

2 contacts 6A 250V  
capillary 2000 mm  
screw adjustable  
for Icemaker (ICEMATIC) N21



ICEMATIC 19797026

### 3444533 DANFOSS THERMOSTAT 077B7008

3 contacts 6A 250V  
capillary 2000 mm  
D-shaped pin  $\varnothing$  6x4.6 mm  
COLD -2°C, WARM +10°C



ICEMATIC 19797007

ICEMATIC 19797012

### 3444156 EVAPORATOR THERMOSTAT K22 L1020

3 contacts 6A 250V  
capillary 2000 mm  
bulb  $\varnothing$  8x40 mm  
COLD -20.5°C - WARM -1.0°C  
with adjusting screw  
for Icemaker (SCOTSMAN) ACM125 - ACM85



ICEMATIC 19797009

### 3744054 SAFETY THERMOSTAT RANCO LM7 P5098

2 contacts  
actuation 80°C  
differential 6°C



ICEMATIC 19797023

### 3444250 THERMOSTAT FOR CONTAINER K55 L5081

2 contacts 6A 250V  
capillary 1200 mm  
bulb  $\varnothing$  10x110 mm  
for Icemaker (ICEMATIC) N12S - N140 - N20 - N20L  
N30 - N40 - N50 - N55 - N65



ICEMATIC 19797017

ICEMATIC 19797302

### 3444252 THERMOSTAT FOR CONTAINER K55 L5082

2 contacts 6A 250V  
capillary 1100 mm  
bulb  $\varnothing$  10x110 mm  
for Icemaker (ICEMATIC) N1 - N100 - N12 - N2 - N20  
N3 - N30 - N7 - N75 - N80



ICEMATIC 19797018

ICEMATIC 19797303

### 3444205 THERMOSTAT FOR CONTAINER K55L1042

2 contacts 6A 250V  
capillary length 1200 mm  
bulb  $\varnothing$  10x110 mm  
COLD +1.7°C - WARM +9.5°C  
with adjusting screw  
for Icemaker (WHIRLPOOL) FG100 - FG20 - FG30  
FG40 - FG60



ICEMATIC 3824917



Suitable for:

Suitable for:

## Timers and cycle reversing switches

- 3322219** **TIMER P36 2 CAMS 12 MINUTES**  
230V 50Hz  
for Icemaker (SIMAG) SD22 - SD23 - SD30



ICEMATIC CS62044100

ICEMATIC 19800001

## Water tight seals and rings

- 3453901** **REDUCER OIL SEAL**  
internal:  $\varnothing$  12 mm  
external  $\varnothing$  18 mm  
for AF 10-20-30-80



ICEMATIC CF64008300

ICEMATIC 29040001

- 3453902** **REDUCER OIL SEAL**  
internal:  $\varnothing$  21 mm  
external  $\varnothing$  32 mm  
for AF 10-20-30-80



ICEMATIC CF02160700

ICEMATIC CF64001901

- 3063021** **REDUCTION GEAR STUFFING GLAND**  
for Icemaker (SCOTSMAN) - Series AF - MF20 - MF22  
MF30



ICEMATIC CF64004000

ICEMATIC 29000003